

Mini-excavators up to 6 tons



**WACKER
NEUSON**
all it takes!



True size matters the tighter the construction site is: the mini-excavators from Wacker Neuson.

1. Uncompromising economic efficiency.

Our finely tiered mini-excavator product range offers the ideal machine for your individual needs. All Wacker Neuson mini-excavators are particularly robust, powerful and easy to operate. A variety of attachments increases your application areas and makes the machines even more economical.

2. Reliable machines. Made in Austria.

All professional disciplines are combined in our plant in Horsching near Linz: research and development, procurement, product management, prototype construction, design, quality assurance and production. That's how we achieve the highest quality - made in Austria.

3. Your success in focus.

Our cooperation first begins as soon as you have chosen an excavator from Wacker Neuson. You have access to numerous services and service packages, because we want to ensure maximum machine availability for you. That is our promise to you!

Wacker Neuson—all it takes!

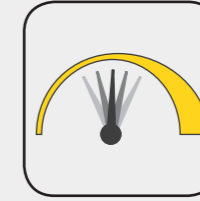
We offer products and services that meet your high requirements and diverse applications. Wacker Neuson stands for reliability. This of course also applies to our extensive product range of mini-excavators. We do our best every day to ensure your success. And we do this full of passion for our jobs.

Excavator expertise down to the last detail.




Efficiency

- **Vertical Digging System (VDS):** more productivity on a slope
- **Telescopic travel gear:** narrow for tight areas, wide for enhanced stability
- **Lifting hooks on cabin roof** for easy repositioning and trailer loading
- **Zero tail:** virtually without tail overhang
- **Compact dimensions** enabling machines to be moved quickly to different locations



Versatility

- **Control circuits (AUX I-V):** Up to 5 optional auxiliary control circuits ex works
- **Flexible range of use cases** thanks to wide selection of attachments available ex works
- **Customer colors:** if desired, we also paint in special colors
- **Innovative front windshield system** for optimal ventilation in any weather



Maintenance

- **Optimal service accesses** save time and money during maintenance
- **Long service life** thanks to the high-quality components and processes



Security

- **Intuitive operation** using the joystick display, jog dial and keypad
- **Ergonomic cabin** with custom settings
- **Very good view** of the entire work area
- **Telematics system locates** the machine via GPS and increases the anti-theft protection

Quick overview of all mini excavators up to 6 tons in this brochure.



803

Shipping weight:

932–992 kg
> Page 04



ET16

1,402–1,602 kg
> Page 08



EZ17

1,596–1,822 kg
> Page 12



ET18

1,582–2,060 kg
> Page 16



ET20

1,862–2,182 kg
> Page 16



ET24

Shipping weight:

2,057–2,401 kg
> Page 16



EZ26

2,469–3,161 kg
> Page 22



EZ35

3,418–4,335 kg
> Page 26



EZ36

3,507–4,452 kg
> Page 26



EZ53

4,968–6,165 kg
> Page 32

Compact excavator 6-15 tons from Wacker Neuson.

(More information in the brochure "compact excavators" or at www.wackerneuson.com)



ET65

5,806–6,682 kg



EZ80

7,588–8,877 kg



ET90

8,348–9,625 kg



ET145

14,917–15,701 kg



EW65

6,472–7,720 kg



EW100

9,241–10,461 kg

The highest engine output in its class: low-consumption, 3-cylinder engine with standard auxiliary hydraulics, ideal for breaker operations

Dual power for emission-free working: simply connect the electro-hydraulic power unit and continue to work with the same performance

Foldable ROPS bar and telescopic travel gear for optimal access to particularly tight construction sites

Smallest model – also works in zero emission mode: the mini-excavator 803.

	803
Shipping weight (kg)	932–992
Digging depth with short dipper stick arm (mm)	1,763
Engine output (kW)	9.6

External hydraulic oil tank keeps oil cooler without additional cooling system – enabling maximum performance in high ambient temperatures

The lift arm cylinder on the top side of the boom protects against damage



Very sturdy due to the cast-iron elements

2nd circuit auxiliary hydraulics (optional) for more flexibility in use, such as for breaker applications

The fold-over dozer blade extension always remains connected to the unit and does not get lost

dual power (optional) allows a power supply unit to be connected for zero-emission operation



As wide and tall as you need.

The width can be adapted as necessary with the hydraulic telescopic travel gear and the fold-over dozer blade extension: from 700 mm for tight passages to 860 mm for a high level of stability. In the process, the elements for the dozer blade extension always remain connected to the unit. If you need to drive through a door, the ROPS bar can also be folded down.

Expand your possibilities.

In addition to the existing diesel engine, the tracked excavators can be operated emission-free via an electro-hydraulic power unit. This is ideal, for example, in enclosed spaces or in urban areas. To bring the unit to the site of application, simply attach it to the dozer blade of the excavator.

dualpower



ROPS bar with shatter protection (optional) for a high level of safety during breaker applications.



Easy servicing thanks to the wide engine hood opening and easy-to-replace parts.



The most powerful drive system in its class combined with a LUDV hydraulic system delivers maximum performance and precise controllability – regardless of the load being moved

Large cabin with a skylight and split front windshield for the best all-round visibility

Quick change of the site of application due to the easy transport on a passenger car trailer

Move large items in a small space:
the compact mini-excavator ET16.

	ET16
Shipping weight (kg)	1,402–1,602
Digging depth with short/long dipper stick arm (mm)	2,242–2,413
Engine output (kW)	13.2

Simple disassembly of the cabin for clearances and an optimal maintenance access

High thermal resistance: 100% performance at up to 45 °C ambient temperature

Optimally protected lifting arm cylinder on the top side of the boom

Standard auxiliary hydraulics for simple operation of different attachments



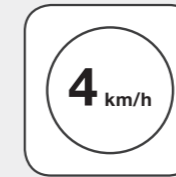
Very good service access due to the large rear engine hood and removable floor plate in the cabin

Simple attachment change from the cabin – preparation for hydraulic quick-hitch system (optional)

The most powerful drive of its class

Optional telescopic travel gear (990–1,300 mm) with fold-over dozer blade extension for a high level of flexibility in narrow construction site entrances and stability while working

Perfectly motorized.



The ET16 is equipped with a second travel speed level as a standard. In this way, you can quickly switch positions on the construction site at up to 4 km/h and save valuable time.

Delicate control with load-sensing hydraulics.

The load sensing hydraulic system LUDV (load-independent flow distribution) allows for the delicate, fatigue-free control of the excavator. The machine automatically adapts to the load, whereby the joystick movements always remain the same for the operator – to ensure more precise work and optimal results.

Two-part front windshield for optimal ventilation in any weather.



Quick, easy and precise control with any load thanks to LUDV.



The ET16 has one of the largest cabins in its class, offering extra legroom, spacious access, heating, adjustable settings for the seat and arm rests and outstanding all-round visibility.



Easy to transport on a <3.5-ton car trailer: Thanks to its compact dimensions and low weight, this excavator can be transported with a full tank together with other attachments.



Two lifting lugs on the roof allow for a quick and safe transfer.



Powerful diesel engine and optimally-coordinated hydraulics (LUDV) ensure excellent excavation power and sensitive control

Up to 4 auxiliary control circuits for maximum flexibility and time savings

Transport lugs on the roof for easy transport

Compact, powerful, maneuverable:
the zero tail mini-excavator EZ17.

	EZ17
Shipping weight (kg)	1,596–1,822
Digging depth with short/long dipper stick arm (mm)	2,330–2,490
Engine output (kW)	13.4

High thermal resistance: no losses in performance, even at high temperatures

Optimally protected neck and lifting arm cylinder on the top side of the boom

Load-holding function and optional overload valves with hose burst protection

The canopy can be easily removed for low access and ease of access for maintenance work

100% zero tail: no tail overhang, ideal for work directly against walls and borders



Up to four additional control circuits allow attachments such as a swivel bucket or breaker to be easily operated – also ready for hydraulic quick-hitch system (optional)

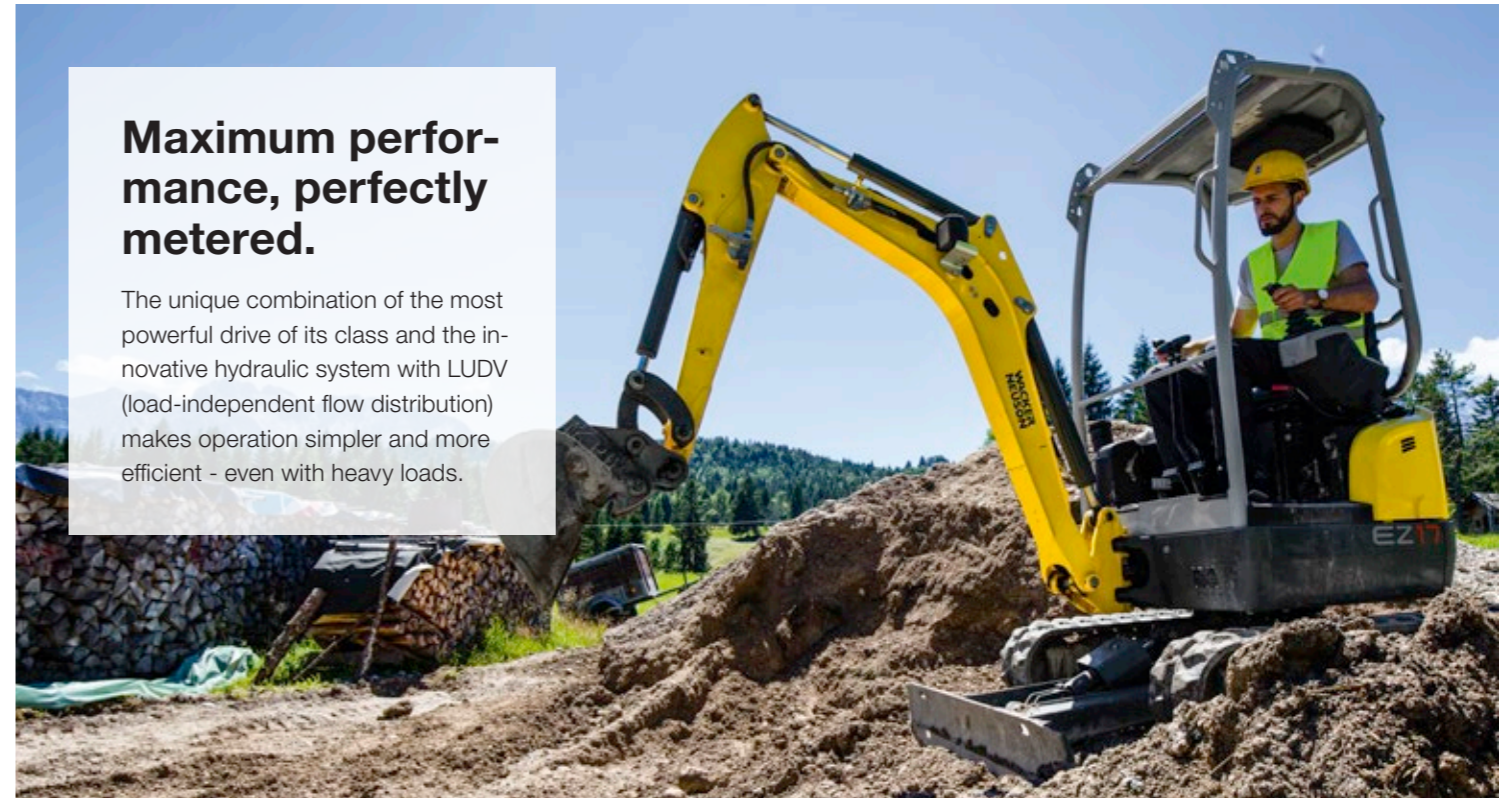
The best stability compared to other zero tail excavators due to an ideal machine center of gravity

Solid steel construction, interchangeable steel bushings for durable, play-free bearing points

Optimal maneuverability in tight spaces due to the telescopic travel gear 990–1,300 mm with dozer blade extension

Maximum performance, perfectly metered.

The unique combination of the most powerful drive of its class and the innovative hydraulic system with LUDV (load-independent flow distribution) makes operation simpler and more efficient - even with heavy loads.



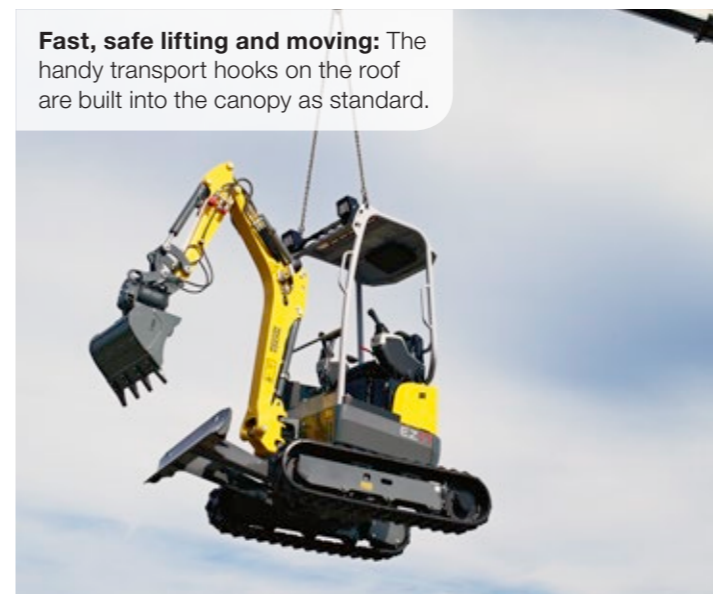
Ease of servicing taken “further.”

Covers can be removed with just a wrench, making maintenance work easy, quick and cost-effective.


The extra-large engine hood also helps with servicing. And the radiator is easy to clean as it is made entirely of aluminum and therefore extremely robust.



Fast, safe lifting and moving: The handy transport hooks on the roof are built into the canopy as standard.



Canopy with skylight: for a perfect view of the work area:





The ET18 impresses with the best overall performance in its class

The ET20 impresses with the output of a 2-ton excavator with the compact dimensions of the 1.5-ton class. The custom-developed travel gear and arm system are tailored to the 2-ton class

The ET24 is compact like the little guys, but powerful like a model in the 2.5-ton class

Three powerful models: tracked excavators ET18, ET20 and ET24.

	ET18	ET20	ET24
Shipping weight (kg)	1,582–2,060	1,862–2,182	2,075–2,401
Digging depth with short/long dipper stick arm (mm)	2,200–2,400	2,490–2,690	2,500–2,700
Engine output (kW)	13.4	13.4	13.4



2 lifting lugs to easily move the entire machine

Skylight for an optimal view upwards

Easily disassemble the cabin or canopy, for example for low clearance heights

Work fatigue-free through the individual adjustment of the seat, joystick position and armrests

Doors on both sides (optional) for easy entry and exit on narrow construction sites or when working directly against walls

Hydraulically pilot-operated gas pedals for comfortable and precise control without mechanical wear – hands remain free for other functions

Powerful diesel engine – optimal efficiency and performance, up to 30% higher forces


Sturdy aluminum radiator lasts for a long time and is easy to clean

Specially raised cast bumper reduces damage to the rear

VDS – Continuous tilting of the superstructure (optional)

Fast, easy transport on a car trailer

Flexible with little space and at the same time stable: Telescopic travel gear from 990 – 1,300 mm with additional stabilizers and a fold-over dozer blade extension (ET18 and ET20)





High thermal resistance allows for full load work during ambient temperatures up to 45°C

Overpressure valves to prevent the hose from rupturing for enhanced safety when lifting (optional)

Simple attachment change from the cabin – preparation for hydraulic quick coupler system (optional)

Up to 4 additional auxiliary control circuits available ex works

Standard auxiliary hydraulics for simple operation of different attachments





VDS: efficient on a slope.

Our innovative Vertical Digging System compensates for gradients of up to 27 percent. That pays off:

- Up to 25% material and time savings when excavating and filling
- Safe to operate due to an increase in stability of up to 20% on
- A good line-of-sight at all times, because the same swiveling power is ensured over 360°
- Fatigue-free working due to familiar seat position

Innovative front windshield system.

The two-part front windshield allows for optimal ventilation in the cabin in any weather. In addition, it makes it easier to communicate with the operator. A separate removal and storage of the window is a thing of the past.



Closed front windshield – two glass windows keep water and wind out.



The upper front windshield can be pushed under the cabin roof. The lower window serves as splash protection.



The lower windshield slides behind the upper window, making it ideal for talking with colleagues.



If necessary, both windows are pushed below the cabin roof where they are stored safely.

The ergonomically optimized ergonomic cabin offers very good all-round visibility, plenty of legroom and headroom and a wide entry.



Individuality through variety.

Configure your perfect working unit and select, for example:

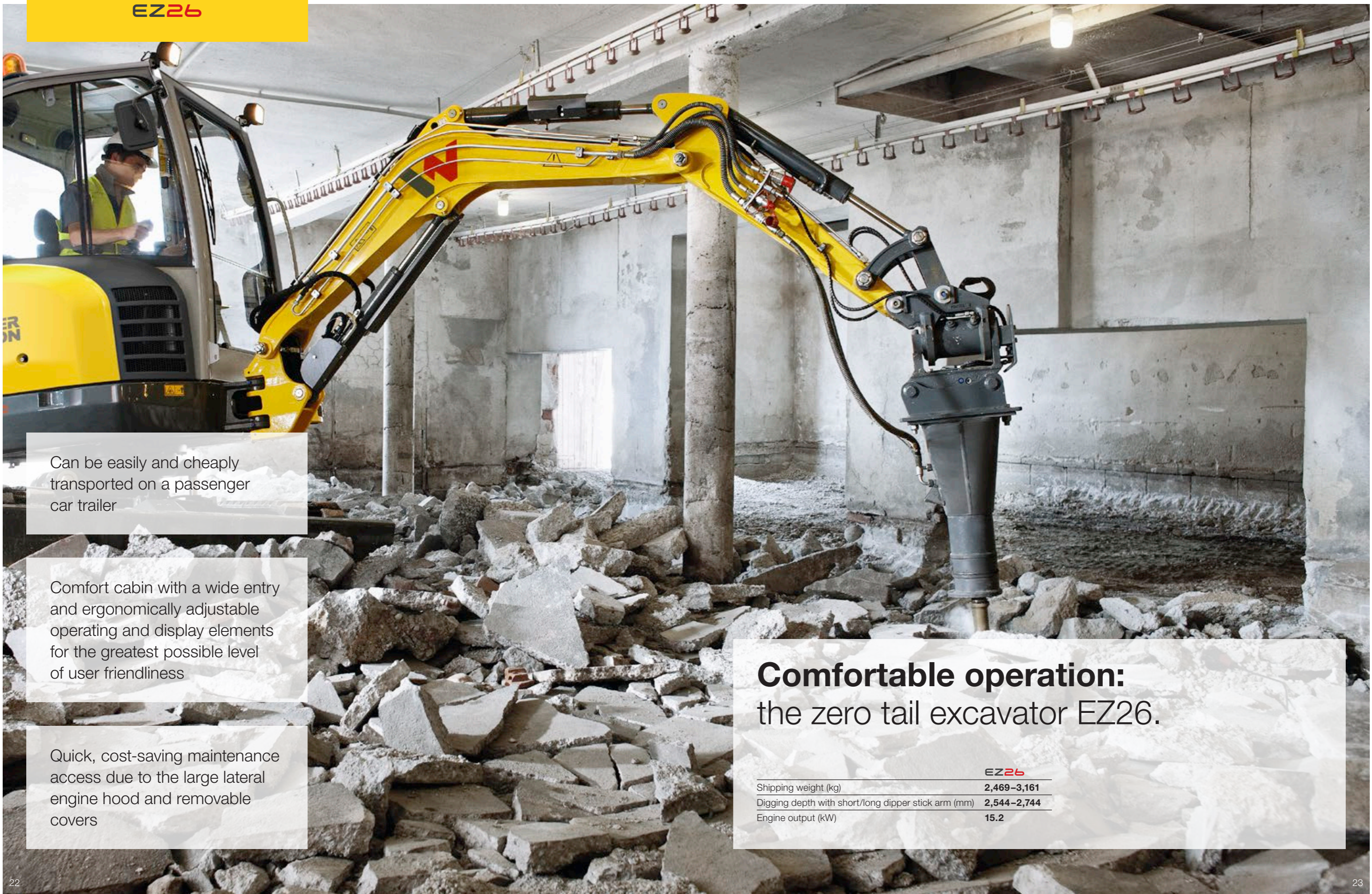
- Up to 4 additional auxiliary control circuits
- Long dozer blade
- Automatic RPM speed control
- 2nd cab door
- Overload warning device
- Proportional control of the auxiliary hydraulics with flow-rate regulation (Potti)

Sophisticated solutions for quick maintenance.

- ✓ Tipping seat console
- ✓ Wide engine hood opening
- ✓ Laterally removable covers
- ✓ Optimally positioned zerk fitting
- ✓ High time and money savings

Hydraulic, pilot-operated gas pedals make it possible to conveniently and precisely control without mechanical wear. Your hands remain free for other functions.





Can be easily and cheaply transported on a passenger car trailer

Comfort cabin with a wide entry and ergonomically adjustable operating and display elements for the greatest possible level of user friendliness

Quick, cost-saving maintenance access due to the large lateral engine hood and removable covers

Comfortable operation:
the zero tail excavator EZ26.

	EZ26
Shipping weight (kg)	2,469–3,161
Digging depth with short/long dipper stick arm (mm)	2,544–2,744
Engine output (kW)	15.2



Sensitive operation and exact work using hydraulic, pilot-controlled pedals

Sturdy, time-tested and proven design with a long service life and high resale value

Up to 4 additional auxiliary control circuits are optional

Simple disassembly of the cabin for low clearances and an optimal maintenance access

100% zero tail: no tail overhang



Sturdy aluminum radiator lasts for a long time and is easy to clean

Optional additional rear weight for higher stability and excavating power

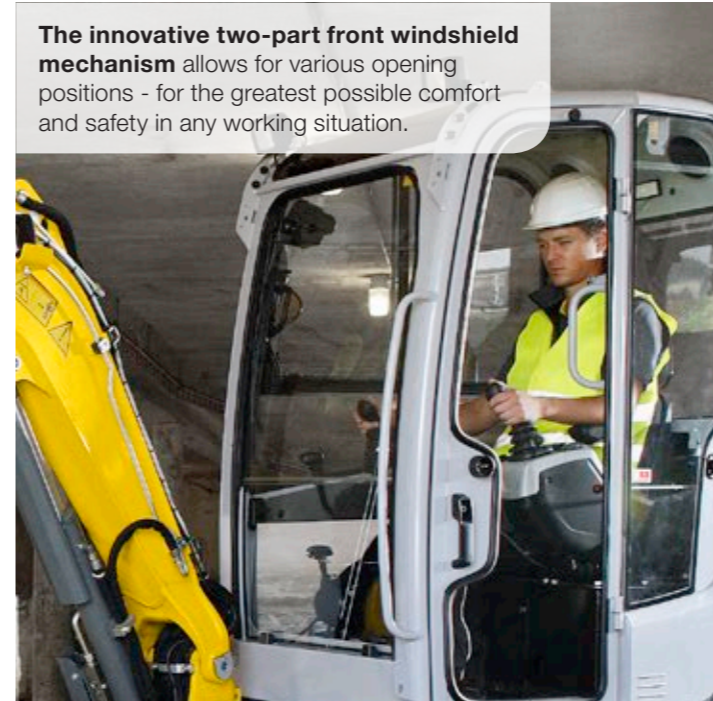
Compact dimensions: ideal for tight conditions and transport on a passenger car trailer

High thermal resistance up to 45 °C for 100% performance, even in high ambient temperatures, and for a long service life

Sloping travel gear box prevents dirt from accumulating and is easy to clean

Simple attachment change from the cabin – preparation for hydraulic quick coupler system (optional)

The innovative two-part front windshield mechanism allows for various opening positions - for the greatest possible comfort and safety in any working situation.



Work ergonomically with any body size thanks to an individually adjustable seat, joystick and armrest position, plenty of headroom and legroom and the best all-round visibility.



Sophisticated solutions for quick and low-cost maintenance.

- ✓ Easy to reach: Hydraulic and engine oil filters, air filters, water traps and tank filler points
- ✓ Easy to disassemble: Canopy and cabin
- ✓ Easy to replace: Bushings on worn bearing points
- ✓ Excellent maintenance access: Largest engine hood in its class

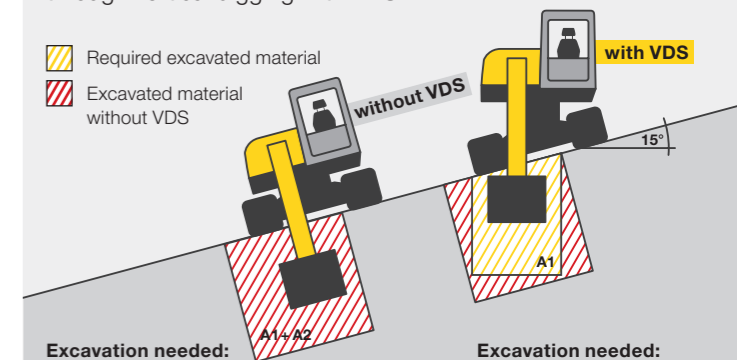
Easy to transport:

- Less than 2.7 tons shipping weight
- Can be transported on a car trailer
- Increased range and new use cases
- Major cost savings



Reduce the excavated volume through vertical digging with VDS.

- Required excavated material
- Excavated material without VDS



Excavation needed:
(A1 + A2) x length
(0.75 + 0.25) x 100 = 100 m³

Excavation needed:
A1 x length
0.75 x 100 = 75 m³

Sophisticated drive concept for quick, precise control and shorter work cycles

Excavators can be customized ex words to match customer needs thanks to the wide range of options such as hydraulic thumbs and up to four additional control circuits

Get in and start working: Intuitive operation of all excavator functions via joystick, display, jog dial and keypad

Designed for productivity: tracked excavators ET35 and EZ36.

	ET35	EZ36
Shipping weight (kg)	3,260-4,171	3,344-4,260
Digging depth with short/long dipper stick arm (mm)	3,245-3,497	3,247-3,497
Engine output – POWER mode (kW)	18.2	18.2

Hydraulic, pilot-operated gas pedals for precise driving without using your hands

Two-piece front windshield for different ventilation options and simple communication

Compact design: optimal for confined areas and transport

Long service life due to the time-tested and proven, heavy duty design

Canopy/cabin removable for low clearances and easy transport

Everything in view thanks to the good all-round visibility

Powerful air-conditioning system

High thermal resistance: 100% performance at up to 45 °C exterior temperature

Tilttable cabin facilitates access to all important areas

Heavy duty bearing points and interchangeable bushings for a play-free arm system, even after many applications

Wide engine hood opening and removable covers reduce maintenance time and costs

Hydraulic thumbs for added gripping functionality (optional)

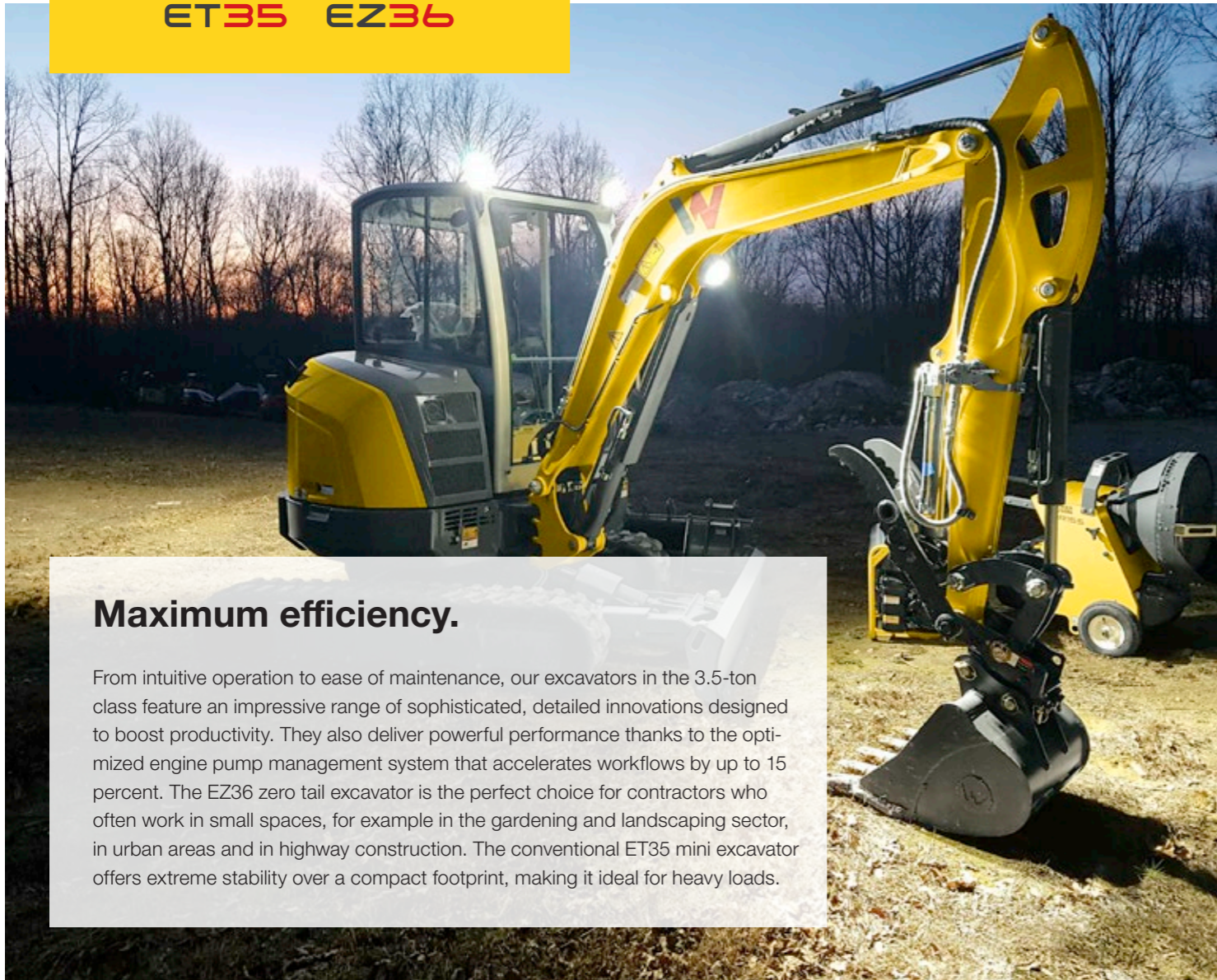
Enhanced stability due to the externally guided rollers and optional additional rear weight

Quickly and safely lashing down with 8 large tie-down lugs

Also thought of: less dirt accumulates on the slanted travel gear box, making it easier to clean

Swivel dozer blade with float positioning (optional) requires fewer adjustments and less repositioning of the excavator

Optionally with rubber or steel tracks for all subsurfaces



Maximum efficiency.

From intuitive operation to ease of maintenance, our excavators in the 3.5-ton class feature an impressive range of sophisticated, detailed innovations designed to boost productivity. They also deliver powerful performance thanks to the optimized engine pump management system that accelerates workflows by up to 15 percent. The EZ36 zero tail excavator is the perfect choice for contractors who often work in small spaces, for example in the gardening and landscaping sector, in urban areas and in highway construction. The conventional ET35 mini excavator offers extreme stability over a compact footprint, making it ideal for heavy loads.

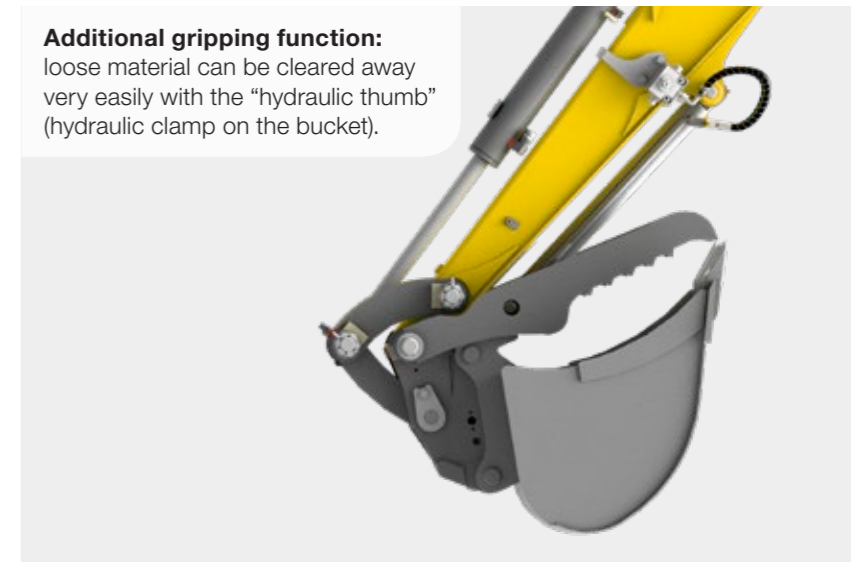
Work comfortably: large comfort cab with side sliding window and individual adjustment of the seat, armrests and joystick for ergonomic fatigue-free working.



Two low-consumption engine models Stage IIIA Tier IVi / Tier IV final – neither of these engines require an exhaust gas post-treatment system.

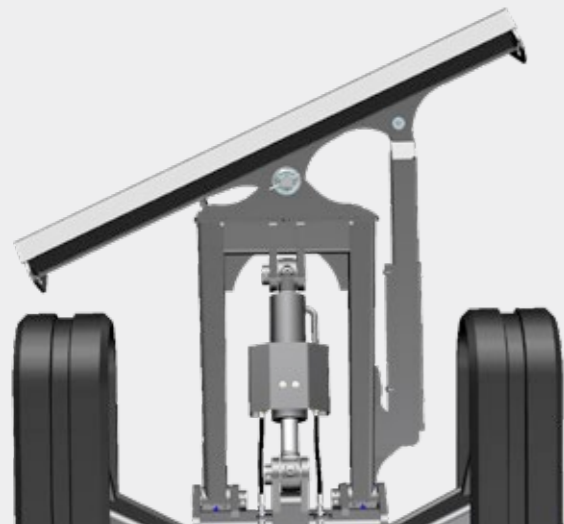


Additional gripping function: loose material can be cleared away very easily with the “hydraulic thumb” (hydraulic clamp on the bucket).



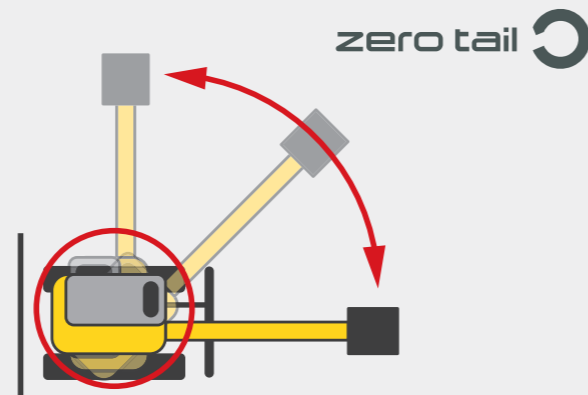
Infinitely variable swiveling dozer blade

with floating position for more flexibility and efficiency.



When things get tight: EZ36.

Swivel without danger, even in the tightest of spaces or directly next to a wall - it's no problem with the zero tail overhang excavator EZ36.

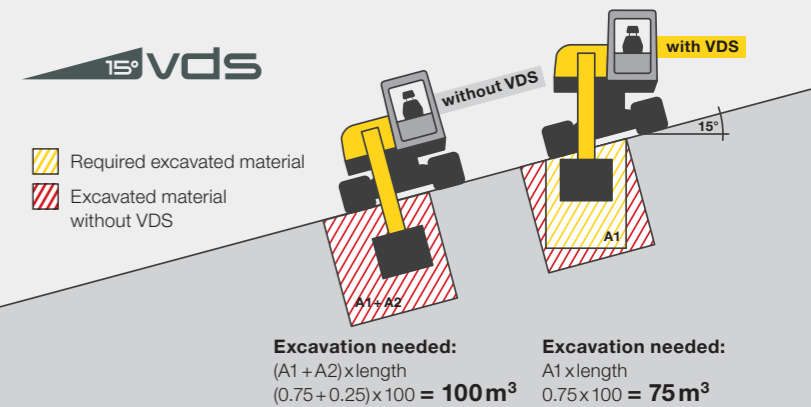


Many individual options – all available ex works:

- ✓ Hydraulic thumb
- ✓ Up to 4 additional auxiliary control circuits
- ✓ Swiveling dozer blade
- ✓ Telematics
- ✓ Additional rear weight
- ✓ Rubber or steel tracks
- ✓ Air conditioning system

Continuous tilting of the superstructure with VDS.

The unique vertical digging system (optionally available) compensates for slopes of up to 27 percent, making it possible to vertically excavate on a slope. This is not only ergonomic for the driver, but it also saves time and excavated material.



Large comfort cab in the zero tail class - very spacious headroom and footwell and with optimal view

100% zero tail: no tail overhang for optimal mobility in confined spaces

Rapid servicing: The large engine hood and tiltable cabin provide easy access to all components that need servicing. As such, hydraulic and engine oil filters, air filters, water traps and fuel filler necks can all be effortlessly reached

Sturdy and yet delicate:
the zero tail excavator EZ53.

	EZ53
Shipping weight (kg)	4,968-6,165
Digging depth with short/long dipper stick arm (mm)	3,500-3,750
Engine output (kW)	36.3



Compact and 100% zero tail: maneuverable in confined spaces and cost-saving during transport

Spacious, comfortable cabin thanks to the side-mounted engine, available with optional air conditioning

Tiltable cabin for ideal maintenance access

High excavation values due to the two dipper stick arm lengths to choose from

Innovative front windshield system reduces the danger of damage or loss of windows



Powerful turbo diesel engine – improved excavation performance, higher material handling rates with simultaneously reduced fuel consumption

Simple attachment change from the cabin – preparation for hydraulic quick coupler system (optional)

Long maintenance intervals due to the cyclonic dust separator

Quickly interchangeable steel bushings at stressed bearing points, therefore virtually play-free, even after countless applications

Automatic RPM speed control in the standard equipment

Up to 5 additional auxiliary control circuits available ex works



Sturdy aluminum radiator lasts for a long time and is easy to clean

The slanted travel gear box prevents dirt accumulation and is easy to clean

VDS – Continuous tilting of the superstructure (optional)

Hydraulic, pilot-operated gas pedals for precise and delicate drive control only with your feet



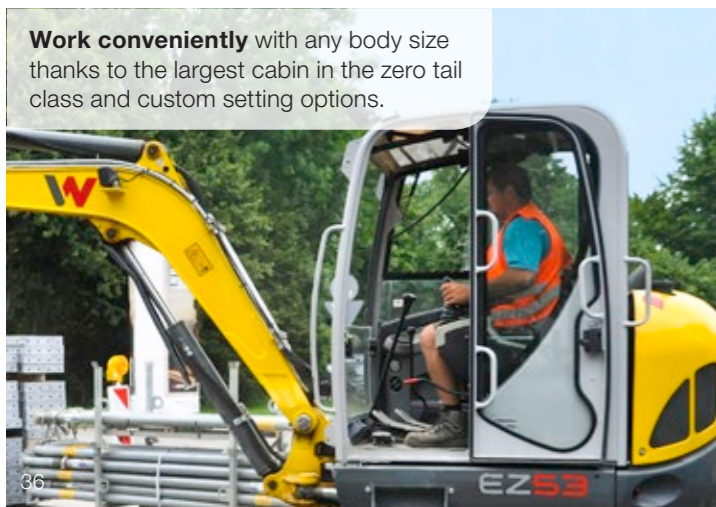
Greater stability due to the optional additional rear weight

Large lashing rings for rapidly securing and safely transporting the excavator



Powerful turbo diesel with low consumption.

The powerful engine output of the EZ53 provides high excavation power and efficient material handling. The only thing it is stingy with is the fuel consumption.



Work conveniently with any body size thanks to the largest cabin in the zero tail class and custom setting options.

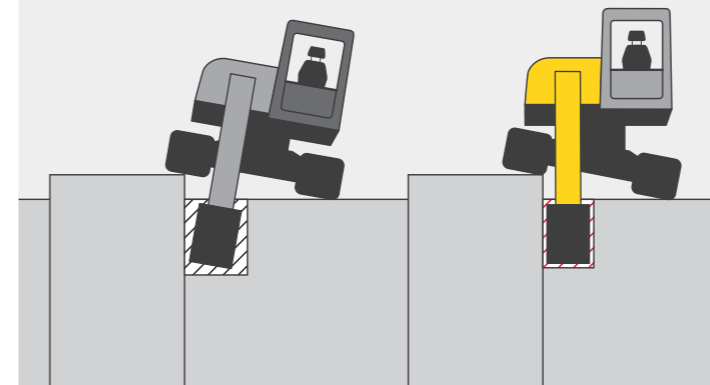
Many individual options – all available ex works:

- Up to 5 additional auxiliary control circuits
- Telematics
- Additional rear weight
- Overload warning device
- Air-cushioned driver's seat
- Proportional control of the auxiliary hydraulics with flow-rate regulation (Potti)
- Air-conditioning system

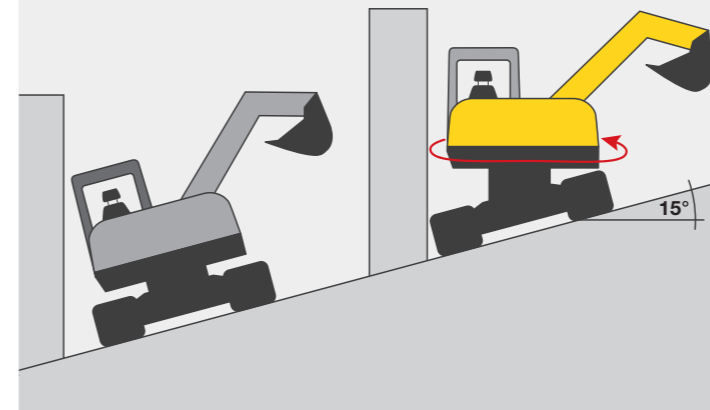
Continuous tilting of the superstructure with VDS.

Easily master excavation work – and thereby reduce the material and the time required by another 25%: this is done by the Vertical Digging System from Wacker Neuson. The superstructure can be tilted continuously by up to 15°, thereby easily compensating for slopes of up to 27%.

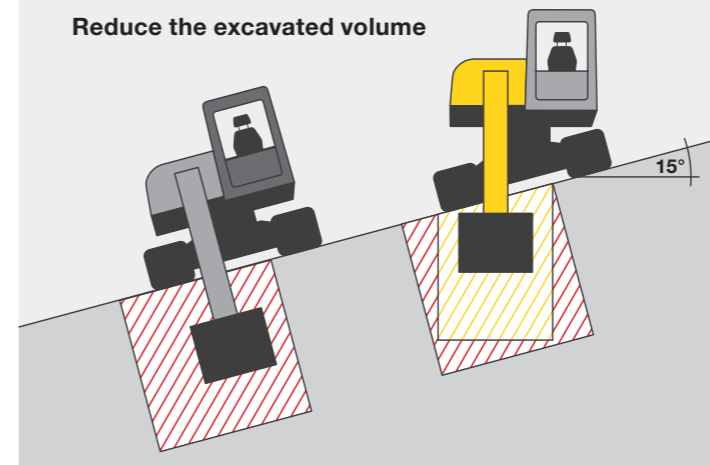
Excavate vertically on curbs



Risk-free swivel



Reduce the excavated volume



Ventilation and communication made easy.

Both windows of the innovative front windshield system can be pushed into different positions in a few steps. In this way, you can ventilate and communicate with colleagues as you need – without having to remove the windows!



Closed front windshield – two glass windows keep water and wind out.



The upper front windshield can be pushed under the cabin roof. The lower window serves as splash protection.

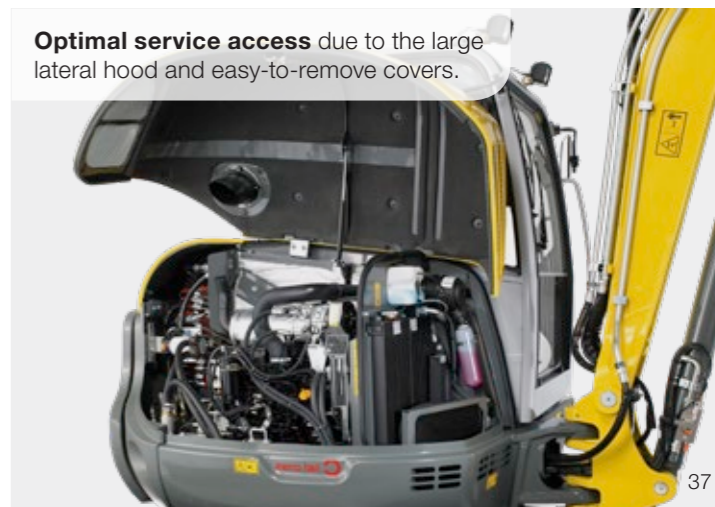


The lower windshield slides behind the upper window, making it ideal for talking with colleagues.



If necessary, both windows are pushed below the cabin roof where they are stored safely.

Optimal service access due to the large lateral hood and easy-to-remove covers.



Configuration options

MINI-EXCAVATORS

	EO3	EO3 dualpower	ET16	EZ17	ET18	ET20	ET24	EZ26	ET35	EZ36	EZ53
CABIN											
Canopy with rear window	-	-	○	-	○	○	○	-	-	-	○
Standard cab	-	-	○	-	○	○	○	○	○	○	○
1-door cabin (sliding window)	-	-	-	-	○	○	○	-	-	-	-
2-door cabin	-	-	-	-	○	○	○	-	-	-	-
Rear tarpaulin	-	-	-	○	-	-	-	-	-	-	-
FOPS protective grating level 1	-	-	○	○	○	○	○	○	●	●	○
Mirror package, left and right	-	-	○	○	○	○	○	○	○	○	○
Radio installation	-	-	●	-	○	○	○	●	●	●	●
Air-conditioning system	-	-	-	-	-	-	-	-	○	○	○
Front windshield protective screen	-	-	-	-	○	○	○	○	○	○	○
Shatter protection	○	○	○	○	○	○	○	○	○	○	○
HYDRAULICS											
Auxiliary hydraulics dipper stick arm hose system	○	○	-	-	-	-	-	-	-	-	-
Dual-acting auxiliary hydraulics	○	○	-	-	-	-	-	-	-	-	-
Advanced overload warning device	-	-	-	○	○	○	○	○	○	○	○
Proportional control (for auxiliary hydraulics)	-	-	-	-	○	○	○	○	●	●	○
3 rd proportional-controlled control circuit	-	-	-	○	○	○	○	○	-	-	○
Panolin HLP Synt46 (Bio)	○	○	○	○	○	○	○	○	○	○	○
Flat-faced couplers	-	-	○	-	○	○	○	○	○	○	○
Flow control catruges 3 rd control circuit	-	-	-	○	○	○	○	-	○	○	-
Overload valve for auxiliary hydraulics	-	-	-	○	○	○	○	○	○	○	○
Control circuit for power grab	-	-	-	○	○	○	○	○	○	○	○
Easy Lock preparation	-	-	○	○	○	○	○	○	○	○	○
Powertilt preparation	-	-	-	○	○	○	○	○	○	○	○
PAINT											
Special paint 1 RAL	○	○	○	○	○	○	○	○	○	○	○
Custom paintwork 1 no RAL	○	○	○	○	○	○	○	○	○	○	○
Special paint cab/canopy RAL	-	-	○	○	○	○	○	○	○	○	○
SECURITY											
Security 24 C (2.000 h)	○	○	○	○	○	○	○	○	○	○	○
Security 36 C (3.000 h)	○	○	○	○	○	○	○	○	○	○	○
Security 48 C (4.000 h)	○	○	○	○	○	○	○	○	○	○	○

● Standard ○ Option - not suitable

MINI-EXCAVATORS

	EO3	EO3 dualpower	ET16	EZ17	ET18	ET20	ET24	EZ26	ET35	EZ36	EZ53
MISCELLANEOUS											
Particulate filter	-	-	-	-	-	-	-	-	-	-	○
Headlights	-	-	-	-	-	-	-	-	○	○	-
Telematics Europe 12 - 72 months	○	○	○	○	○	○	○	○	○	○	○
VDS	-	-	-	-	○	○	○	○	○	○	○
Rotating beacon	-	-	○	○	○	○	○	○	○	○	○
Front and rear work lights	-	-	○	○	○	○	○	○	○	○	○
Counterweight	-	-	-	○	-	-	-	○	○	○	○
Diesel filling pump	-	-	-	-	-	-	-	-	-	-	○
Automatic RPM speed control	-	-	-	-	○	○	○	○	●	●	○
Drive signal	○	○	○	○	○	○	○	○	○	○	○
Long dipper stick arm	-	-	○	○	○	○	○	○	○	○	○
Long dozer blade	-	-	-	-	○	○	-	-	-	-	-
Tilting dozer blade	-	-	-	-	-	-	-	-	○	○	-
Telescopic travel gear	●	●	○	●	●	●	-	-	-	-	-
Immobilizer system Digi Code or KAT	-	-	○	○	○	○	○	○	○	○	○
Engine oil service valve	○	○	○	○	○	○	○	○	○	○	○
Rubber track	●	●	●	●	●	●	●	●	●	●	●
Steel track*	-	-	-	○	-	-	-	○	○	○	○
ASSEMBLED ATTACHMENTS											
Easy Lock	-	-	○	○	○	○	○	○	○	○	○
Easy Lock + Powertilt	-	-	-	○	○	○	○	○	○	○	○
Easy Lock + Powertilt + Load hook	-	-	-	○	○	○	○	○	○	○	○
Lehnhoff mechan. quick coupler system	○	○	○	○	○	○	○	○	○	○	○
Hydraulic thumbs preparation	-	-	-	-	-	-	-	-	○	○	-
Hydraulic thumbs (complete WN)	-	-	-	-	-	-	-	-	○	○	-
PACKAGES											
Easy Lock	-	-	-	○	○	○	○	-	○	○	-

* different widths possible depending on the model

Global monitoring system.

Reduce the risk of machine theft with telematics – our global monitoring system. Using Geofence technology, you determine the area in which the machine is to be used, and you will be informed as soon as a machine is outside of this area.

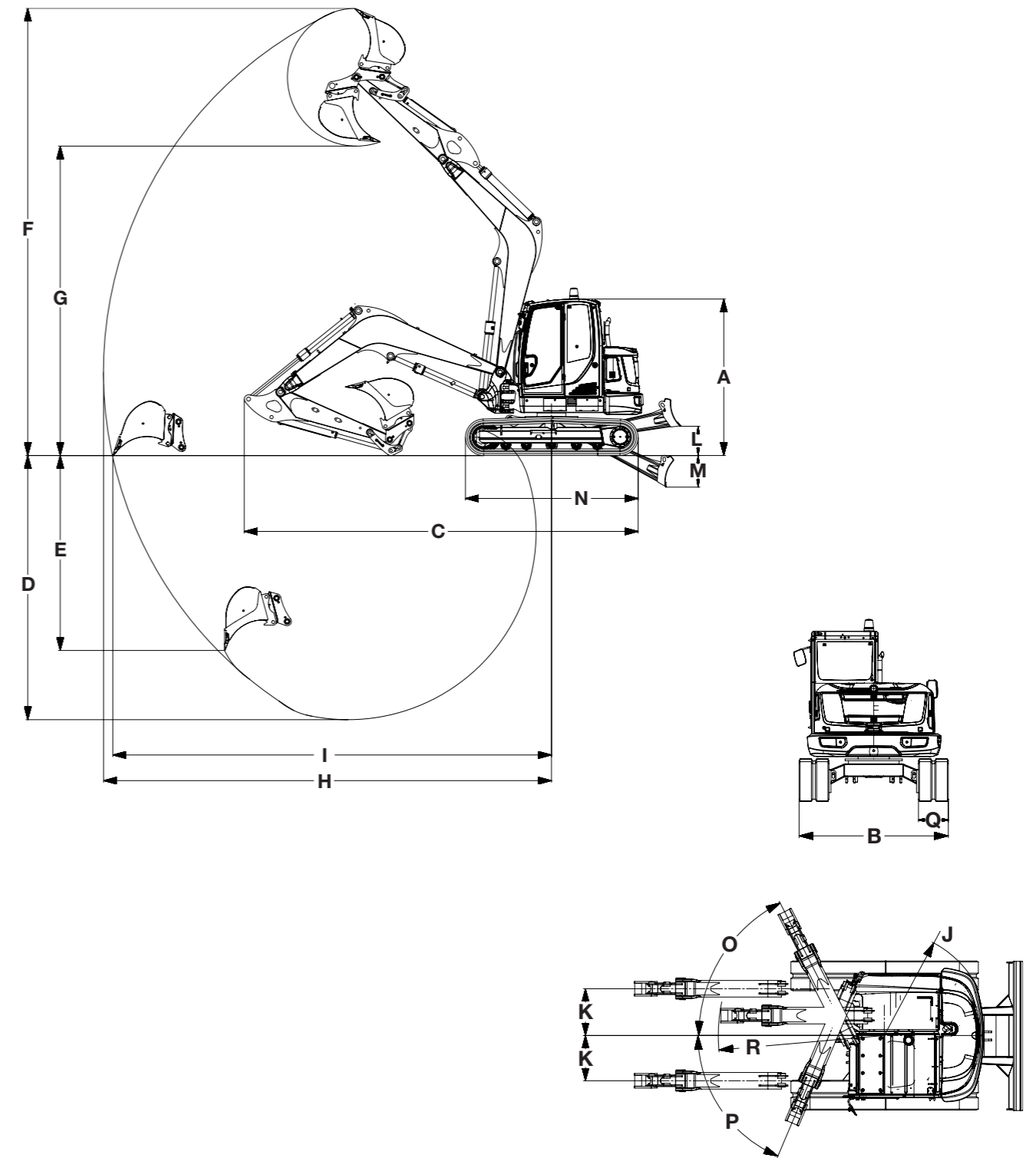


Dimensions

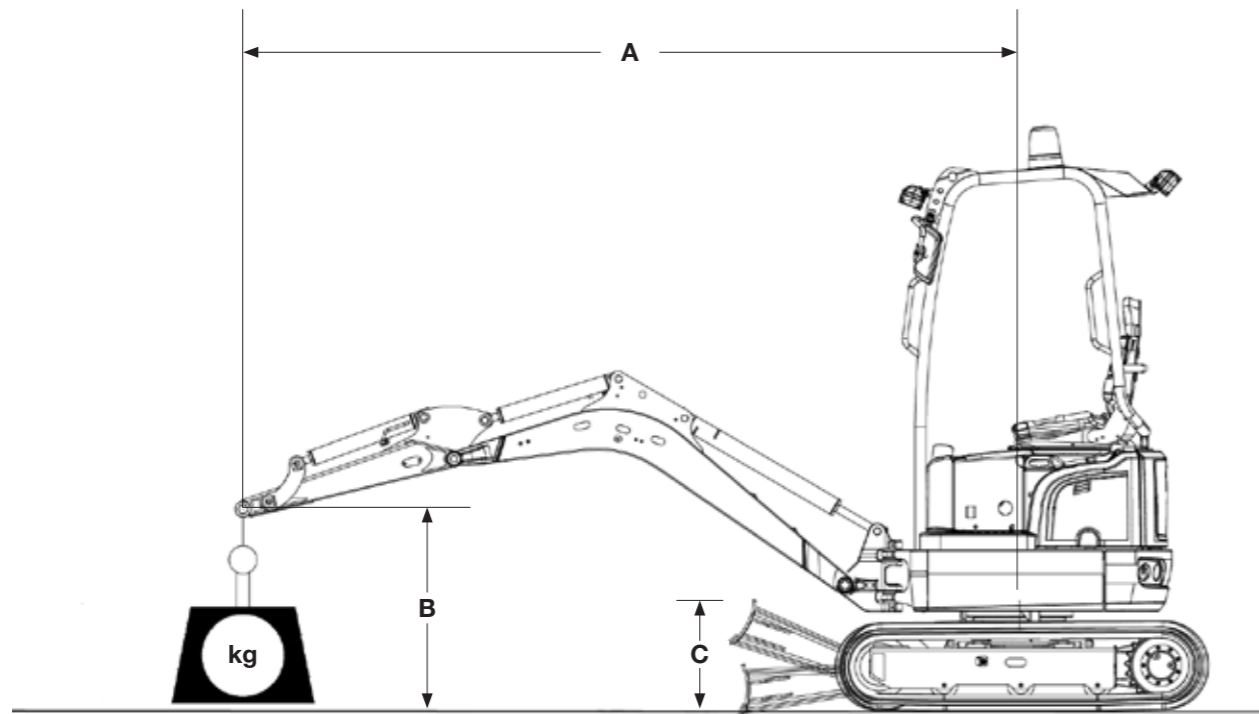
		EO3	EO3 dualpower	ET16	ET17	ET18	ET20	ET24	ET26	ET25	ET26	ET28	
DIMENSIONS		UNIT											
A	Height	mm	1,436 ⁽⁷⁾ , 2,261 ⁽⁶⁾	1,436 ⁽⁷⁾ , 2,261 ⁽⁶⁾	2,283	2,360	2,290	2,295	2,390	2,408	2,491/ 2,573*	2,491/ 2,573*	2,570
B	Width of travel gear, retracted (track / tires)	mm	700, 860 ⁽⁵⁾	700, 860 ⁽⁵⁾	990, 1,300 ⁽⁵⁾	990, 1,300 ⁽⁵⁾	990, 1,300 ⁽⁵⁾	990, 1,300 ⁽⁵⁾	1,400	1,570	1,630	1,750	1,990
C	Transport length (short dipper stick arm)	mm	2,747	2,747	3,645	3,585	3,855	4,050	4,030	4,255	5,268/ 5,252*	5,503/ 5,489*	5,500
C	Transport length (long dipper stick arm)	mm	-	-	3,605	3,550	-	-	-	4,272	5,268/ 5,252*	5,503/ 5,489*	5,477
D	Max, digging depth (short dipper stick arm)	mm	1,763	1,766	2,242	2,330	2,200	2,490	2,500	2,544	3,245/ 3,166*	3,247/ 3,172*	3,500
D	Max, digging depth (long dipper stick arm)	mm	-	-	2,413	2,490	2,400	2,690	2,700	2,744	3,497/ 3,416*	3,497/ 3,422*	3,750
E	Max, vertical insertion depth (short dipper stick arm)	mm	1,320	1,320	1,640	1,715	1,420	1,670	1,660	1,962	2,120	2,123	2,670
E	Max, vertical insertion depth (long dipper stick arm)	mm	-	-	1,802	1,865	1,610	1,850	1,850	2,152	2,360	2,360	2,885
F	Max, insertion height (short dipper stick arm)	mm	2,853	2,853	3,390	3,465	3,550 ⁽⁴⁾	3,930 ⁽⁴⁾	4,040 ⁽⁴⁾	4,300 ⁽⁴⁾	4,929	4,925	5,400 ⁽⁴⁾
F	Max, insertion height (long dipper stick arm)	mm	-	-	3,508	3,580	3,660 ⁽⁴⁾	4,050 ⁽⁴⁾	4,160 ⁽⁴⁾	4,430 ⁽⁴⁾	5,082	5,082	5,560 ⁽⁴⁾
G	Max, dumping height (short dipper stick arm)	mm	2,008	2,008	2,370	2,440	2,500	2,720	2,750	2,840	3,337	3,336/ 3,411*	3,680
G	Max, dumping height (long dipper stick arm)	mm	-	-	2,493	2,550	2,620	2,840	2,870	2,970	3,489*	3,489/ 3,564*	3,840
H	Max, digging radius (short dipper stick arm)	mm	3,092	3,092	3,700	3,900	3,800	4,130	4,150	4,613	5,270	5,506	5,985
H	Max, digging radius (long dipper stick arm)	mm	-	-	3,861	4,050	4,000	4,330	4,340	4,805	5,507	5,743	6,225
I	Max, reach at ground level (short dipper stick arm)	mm	3,046	3,046	3,650	3,850	3,700	4,030	4,025	4,481	5,158	5,391	5,860
I	Max, reach at ground level (long dipper stick arm)	mm	-	-	3,811	4,000	3,900	4,230	4,220	4,681	5,408	5,641	6,105
J	Min, tail swing radius	mm	747	747	1,075	650	1,160	1,160	1,160	759	1,168	933	995
K	Max, boom offset to center of bucket (right/left)	mm	287/242	287/242	432/287	535/425	520/360	520/360	520/360	765/534	476/447	680/650	960/895
L	Max, stacking height of the dozer blade above subgrade (short/long)	mm	194	194	211	390	200/300	220/300	300	388	392/505	393/505	415
M	Max, scraping depth of dozer blade under subgrade (short/long)	mm	178	178	270	275	320/380	300/360	340	411	505	505	455
N	Total track length	mm	1,220	1,220	1,462	1,605	1,460	1,710	1,840	2,006	2,062	2,062	2,500
O	Max, swing angle of arm system to the right	°	56	56	49	57	48	48	48	50	55	55	61
P	Max, swing angle of arm system to the left	°	55	55	73	65	77	77	77	75	70	70	65
Q	Track/tire width	mm	180	180	230	230	230	250	250	300	300	300	400
R	Boom swing radius, center	mm	1,085	1,085	1,195	1,625	1,580	1,660	1,160	1,641	2,008	2,245	2,692

⁽¹⁾ with articulated boom ⁽²⁾ with hybrid track ⁽³⁾ with steel track ⁽⁴⁾ with VDS ⁽⁵⁾ with telescopic travel gear ⁽⁶⁾ with rollover protection structure ⁽⁷⁾ without rollover protection structure * unit equipped with the VDS option

Tracked excavators



Lifting force tables



Meaning of abbreviations in tables

- A: Overhang from middle of rotating assembly
- B: Height of load hook
- MAX: Permissible load with extended dipper stick arm
- C: With or without dozer blade support in the travel direction
- D: 360° from the side, with and without dozer blade support

* Lifting force limited by hydraulics
 ** Transverse direction, extended travel gear

803/803 dualpower with dozer blade in front – down, longitudinal direction

A	MAX		2.5 m	2 m	1.5 m	1 m
B	A max (m)	kg				
2.4 m	1.41	216/216**	–	–	–	–
2.0 m	2.03	205/167**	–	203/170**	–	–
1.5 m	2.40	191/126**	–	189/172**	–	–
1.0 m	2.59	177/109**	185/116**	217/166**	247/247**	–
0.5 m	2.65	166/103**	184/113**	247/158**	366/241**	–
0.0 m	2.60	155/104**	171/110**	247/150**	379/226**	678/431**
-0.5 m	2.41	146/115**	–	215/148**	325/222**	561/433**
-1.0 m	2.05	138/138**	–	149/149**	243/225**	418/418**

All table values are given in kg, and refer to a horizontal position on a solid surface and without a bucket.

ET16 with cabin and telescopic travel gear

A	MAX			3 m			2 m			1 m		
B	Above blade		Above the side 360°	Above blade		Above the side 360°	Above blade		Above the side 360°	Above blade		Above the side 360°
	Lowered	Raised	Telescopic travel gear extended	Lowered	Raised	Telescopic travel gear extended	Lowered	Raised	Telescopic travel gear extended	Lowered	Raised	Telescopic travel gear extended
1.5 m	365'	222	293	366'	225	296	397'	397	397	–	–	–
1 m	350'	205	272	372'	222	293	561'	403	531	–	–	–
0.5 m	336'	199	265	373'	217	289	658'	384	512	–	–	–
0 m	324'	203	271	353'	214	286	652'	373	500	–	–	–
-0.5 m	315'	219	292	–	–	–	588'	370	497	1,480'	1,226	1,480'
-1 m	309'	259	309	–	–	–	492'	372	492'	1,336'	1,231	1,336'
-1.5 m	313'	313'	313'	–	–	–	344'	344'	344'	–	–	–

EZ17 with short dipper stick arm and rear weight

A	MAX			3 m			2.5 m			2 m			1.5 m		
B	C		D	C		D	C		D	C		D	C		D
	Blade down	Telescopic travel gear extended	Blade at top	Blade down	Telescopic travel gear extended	Blade at top	Blade down	Telescopic travel gear extended	Blade at top	Blade down	Telescopic travel gear extended	Blade at top	Blade down	Telescopic travel gear extended	Blade at top
2.5 m	474	326	299	–	–	–	469	330	303	–	–	–	–	–	–
2 m	468	251	228	–	–	–	431	332	305	–	–	–	–	–	–
1 m	435	199	179	491	238	215	591	315	287	781	442	408	–	–	–
0 m	404	196	175	493	227	204	653	296	268	916	408	374	–	–	–
-1 m	384	241	217	–	–	–	511	293	265	705	408	373	1,034	653	609
-1.5 m	386	318	289	–	–	–	–	–	–	540	416	381	811	664	621

ET18 with cabin, telescopic driving gear and short dipper stick arm, superstructure not tilted

A	MAX			3 m			2.5 m			2 m			1.5 m		
B	C		D	C		D	C		D	C		D	C		D
	Blade down	Telescopic travel gear extended	Blade at top	Blade down	Telescopic travel gear extended	Blade at top	Blade down	Telescopic travel gear extended	Blade at top	Blade down	Telescopic travel gear extended	Blade at top	Blade down	Telescopic travel gear extended	Blade at top
2.5 m	382	382	313	–	–	–	366	366	344	–	–	–	–	–	–
2 m	384	352	258	–	–	–	371	371	341	–	–	–	–	–	–
1 m	402	299	217	423	340	247	492	440	320	641	607	435	–	–	–
0 m	430	306	221	466	330	237	591	421	302	814	575	406	1,257	894	611
-1 m	461	398	286	–	–	–	507	423	303	702	577	408	1,004	905	621
-1.5 m	460	460	413	–	–	–	–	–	–	475	475	422	705	705	637

Lifting force tables

ET20 with cabin, telescopic driving gear and short dipper stick arm, superstructure not tilted

A	MAX		3 m		2.5 m		2 m		1.5 m		3 m		2.5 m		
	C	D	C	D	C	D	C	D	C	D	C	D	C	D	
B	Blade down	Telescopic travel gear extended	Blade at top	Blade down	Telescopic travel gear extended	Blade at top	Blade down	Telescopic travel gear extended	Blade at top	Blade down	Telescopic travel gear extended	Blade at top	Blade down	Telescopic travel gear extended	Blade at top
	2.5 m	382	355	322	-	-	-	385	349	316	355	355	355	-	-
2 m	383	304	275	-	-	-	378	348	316	384	384	384	-	-	-
1 m	397	263	237	399	266	240	445	333	301	532	432	389	722	593	531
0 m	420	267	241	-	-	-	501	319	287	639	408	366	887	557	496
-1 m	443	332	299	-	-	-	-	-	-	578	407	364	778	558	497
-1.5 m	442	435	391	-	-	-	-	-	-	-	-	-	608	569	508

ET24 with cabin, standard driving gear and short dipper stick arm, superstructure not tilted

A	MAX		3 m		2.5 m		2 m		1.5 m	
	C	D	C	D	C	D	C	D	C	D
B	Blade down	Blade at top	Blade down	Blade at top	Blade down	Blade at top	Blade down	Blade at top	Blade down	Blade at top
	2.5 m	552	356	-	-	547	364	513	500	-
2 m	557	306	-	-	552	362	569	490	-	-
1 m	580	267	584	271	657	344	794	454	1,088	638
0 m	615	276	-	-	730	329	932	428	1,285	600
-1 m	649	358	-	-	-	-	815	429	1,098	605
-1.5 m	646	504	-	-	-	-	-	-	819	621

EZ26

521	MAX		3.5 m		3 m		2.5 m		2 m	
	C	D	C	D	C	D	C	D	C	D
B	Blade down	Blade at top	Blade down	Blade at top	Blade down	Blade at top	Blade down	Blade at top	Blade down	Blade at top
	3 m	521	487	-	-	505	505	-	-	-
2 m	502	356	505	404	538	522	603	603	-	-
1 m	507	319	569	385	681	486	895	638	-	-
0 m	517	331	597	371	750	462	992	604	1,398	865
-1 m	512	417	-	-	622	465	826	609	1,105	879

ET35

A	MAX			4 m			3 m			2 m		
	Above blade		Above the side 360°	Above blade		Above the side 360°	Above blade		Above the side 360°	Above blade		Above the side 360°
B	Lowered	Raised	Telescopic travel gear extended	Lowered	Raised	Telescopic travel gear extended	Lowered	Raised	Telescopic travel gear extended	Lowered	Raised	Telescopic travel gear extended
	4 m	737	737	737	-	-	-	-	-	-	-	-
3 m	736	734	656	-	-	-	653	653	653	-	-	-
2 m	759	613	548	757	692	618	827	827	827	1,063	1,063	1,063
1 m	793	574	512	849	672	599	1,106	1,014	895	2,037	1,866	1,596
0 m	834	588	524	918	656	583	1,289	976	859	2,228	1,814	1,548
-1 m	875	675	599	-	-	-	1,274	968	850	2,038	1,820	1,554
-2 m	884	884	860	-	-	-	911	911	875	1,508	1,508	1,508

EZ36

A	MAX		4 m		3 m		2 m	
	C	D	C	D	C	D	C	D
B	Blade down	Blade at top	Blade down	Blade at top	Blade down	Blade at top	Blade down	Blade at top
	3 m	753	473	736	481	-	-	-
2 m	773	385	768	471	862	754	-	-
1 m	811	354	894	447	1,235	687	-	-
0 m	861	361	995	426	1,478	642	2,891	1,204
-1 m	919	416	958	423	1,472	632	2,623	1,215
-2 m	950	618	-	-	1,104	657	1,938	1,257

EZ53 with rear weight

A	MAX		4 m		3 m		2 m	
	C	D	C	D	C	D	C	D
B	Blade down	Blade at top	Blade down	Blade at top	Blade down	Blade at top	Blade down	Blade at top
	4 m	1,060'	915	-	-	-	-	-
3 m	1,025'	675	1,010'	910	-	-	-	-
2 m	1,045'	580	1,185'	865	1,580'	1,345	-	-
1 m	1,090'	545	1,415'	805	2,225'	1,185	-	-
0 m	1,145'	550	1,555'	760	2,435'	1,115	-	-
-1 m	1,210'	620	1,510'	745	2,290'	1,110	4,070'	2,155
-2 m	1,255'	830	-	-	1,780'	1,140	3,000'	2,225

Technical data

MINI-EXCAVATORS

		803	803 dualpower	ET16	EZ17	ET18	ET20	ET24	EZ26	ET35	EZ36	EZ53	
GENERAL		UNIT											
Shipping weight*	kg	932–992	955–1,015	1,402–1,602	1,596–1,822	1,582–2,060	1,862–2,182	2,057–2,401	2,469–3,161	3,260–4,171	3,344–4,260	4,968–6,165	
Operating weight	kg	1,029–1,089	1,052–1,112	1,529–1,720	1,724–1,950	1,725–2,203	2,005–2,324	2,200–2,544	2,571–3,262	3,450–4,361	3,534–4,450	5,234–6,431	
Max. ripping force**	kN according to ISO 6015	4.5	4.5	7.1	9.1	11.2	12.5	15	15.3	21.1	21.1	28	
Max. breakout force	kN according to ISO 6015	8.9	8.9	15.3	18.7	18.8	18.8	21.8	22.5	35	35	38.1	
ENGINE		UNIT											
Manufacturer	–	Yanmar	Drive system either with installed diesel engine (compare 803) or electric motor in HPU8 power unit	Yanmar	Yanmar	Yanmar	Yanmar	Yanmar	Yanmar	Yanmar	Yanmar	Perkins	
Model	–	3TNV70		3TNV76	3TNV76	3TNV76	3TNV76	3TNV76	3TNV76	3TNV76	3TNV88F-EPWN	3TNV88F-EPWN	404D-22T
Design system	–	Liquid-cooled, 3-cylinder diesel engine		Liquid-cooled, 3-cylinder diesel engine				Liquid-cooled, 3-cylinder diesel engine			3 cylinder Yanmar diesel engine		Liquid-cooled, 4-cylinder Yanmar turbo diesel engine
Displacement	cm ³	854		1,116	1,116	1,116	1,116	1,116	1,115	1,642	1,642	2,216	
Engine output	according to ISO kW/hp	9.6/13	13.2/17.9	13.4/18.2	13.4/18.2	13.4/18.2	13.4/18.2	13.4/18.2	15.2/20.7	17.8/18.2	17.8/18.2	35.9/48.8	
Fuel tank volumes	l	7	24	22	24	24	24	24	36	44	44	83	
HYDRAULICS		UNIT											
Hydraulic system/pumps	–	Summation regulation/ 2 gear pumps		LUDV with gear pump	Load-sensing hydraulics system / 1 variable displacement pump			Summation regulation/ 2 variable displacement pumps, 2 gear pumps		Dual variable displacement pump, gear pump	2 axial piston pumps / 2 gear pumps		Dual variable displacement pump, double hydraulic gear pump
Max. flow rate	l/min	10.7 + 10.7	10.7 + 10.7	33.3	39.6	23.8+23.8 +19.4+6.4	23.8+23.8 +19.4+6.4	26.1+26.1 +19.4+6.4	30.8+30.8 +21.4+7.2	2x41.3+ 23.1+10.9	2x41.3+ 23.1+10.9	106.4+39.9 +8.6	
Operating pressure for work and travel hydraulics	bar	170	170	200	240	200	200	240	225	240	240	230	
Operating pressure for swing gear	bar	70	70	130	150	125	150	150	206	195	195	190	
Auxiliary hydraulics, max. delivery rate	l/min	22	22	34	36.1	41.5	41.5	43	52.2	66.1	66.1	92	
TRAVEL GEAR		UNIT											
Ground clearance	mm	132	132	180	160	210	170	295	280	251	251	322	
Max. speed	km/h	1.8	1.8	4.1	4.8	5.3	4.1	4	3.8	2.7/4.7	2.7/4.7	4.7	
Ground pressure of base machine	kg/cm ²	0.25	0.25	0.26	0.28	0.30	0.28	0.29	0.27	0.36–0.46	0.36–0.46	0.30	
NOISE EMISSIONS		UNIT											
Sound power level (L _{wa})	dBA according to 2000/14/EC	93	93	92	93	93	93	93	93	–	–	94	
Sound pressure level (L _{pa})	dBA according to ISO 6394	77	77	79	79	75.8	75.8	75.8	79	–	–	78	

*Basic excavator with fuel tank filled to 10% of capacity **short dipper stick arm

HPU8	MODEL	LENGTH	WIDTH	HEIGHT	WEIGHT	ENGINE	PERFORMANCE	VOLTAGE	CURRENT CONSUMPTION	HYDRAULIC PUMP DELIVERY RATE	OPERATING PRESSURE	HYDRAULIC OIL TANK CAPACITY	HYDRAULIC HOSE LENGTH
	HPU8	930 mm	720 mm	1,000 mm	192 kg including hydraulic oil	3-phase electric motor	7.5 kW	400 V	16 A	20 l/min	210 bar	9.6 l	12 m

All information relates to the base machine. Subject to change.

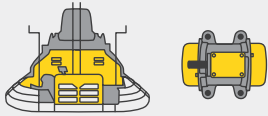
The Wacker Neuson product range includes over 300 different product series with different variants. The product data may vary accordingly with the selection of different options. Not all Wacker Neuson products listed or shown here are however available or allowed in all countries. The Wacker Neuson products shown are examples and as such are subject to changes. We are happy to make you a specific offer upon request!

Reproduction only with the written approval of Wacker Neuson.

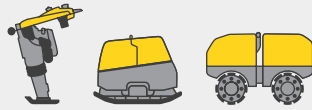
© Wacker Neuson SE

Your everyday work day is full of challenges. We have the right solutions to help you stay ahead of the competition. We offer you everything you need for this purpose: **Wacker Neuson—all it takes!**

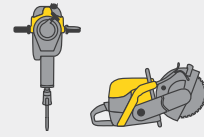
Products



Concrete technology



Compaction



Demolition technology



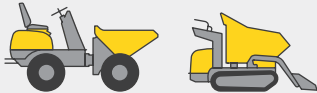
Excavators



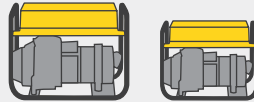
Wheel loaders



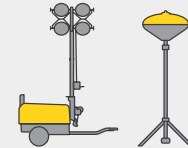
Telehandlers



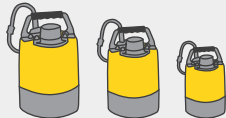
Dumpers



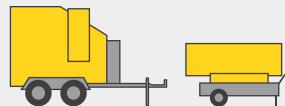
Generators



Lighting



Pumps



Heaters



Used equipment

Services



Financial solutions



Repair & maintenance



Academy



Rental



Telematics



The concrete specialists



eStore

Genuine parts



www.wackerneuson.com



WN.EMEA.10290.V01.EN-US